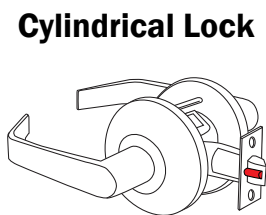


# Select-a-Strike

**What lockset do you have?**



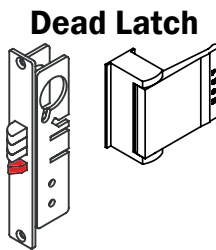
**A B F G H I J K L M**



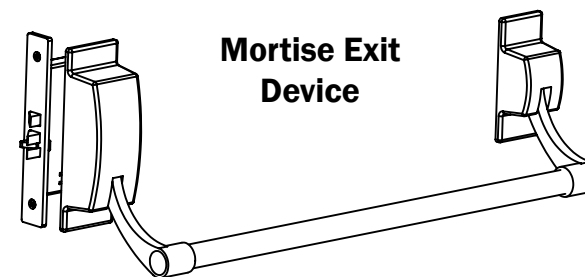
**A B\***



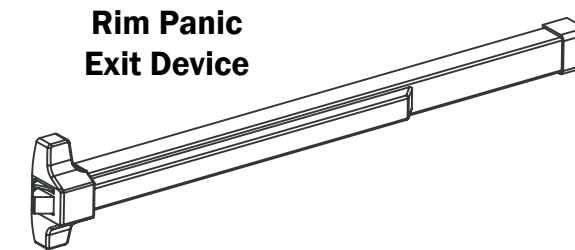
**A B\***



**A^ L M**



**A B**



**C D E**

Your choice of electric strikes are:

**Fire Rated**  
Intertek

**\*NEW\* 4100**

**A**

**UL Fire, Burglary, & The Only Outdoor Rated Strike**

**UL Burglary, & Outdoor Rated**

Compatible Strike Plate

**400**

**B**

**800, 850, 400RP**

**C**

**Surface Mount Strikes**

**4850, 4850PoE, 4850LCD**

**D**

**4800, 4801**

**E**

**Smallest Electric Strike in the World**  
Compatible Strike Plates

**234X-375** **F**

**234** **G**

**334** **H**

**478X-375** **I**

**478 RO/LO** **J**

**478** **K**

**258, 258RD** **L**

**458** **M**

**Compatible Door Frames**

Hollow Metal Frame

Wood

Aluminum

**A^ For use in Aluminum (often with Dead Latches) see Optional Faceplates on Pg 6**

Hollow Metal Frame

Wood

**Great for Gates**

**B\* for use on offset mortise locks in outdoor situations see 430/435 on pg 17**

Hollow Metal Frame

Wood

**Great for Gates**

Hollow Metal Frame

Wood

Aluminum

For wood frames use 2" long mounting screws.

Hollow Metal Frame

Wood

For wood frames use 2" long mounting screws.

Formed Sheet Metal\*\*

Wood

For wood frames use 2" long mounting screws.

Hollow Metal Frame

Wood

For wood frames use 2" long mounting screws.

Wood

For wood frames use 2" long mounting screws.

Aluminum

For wood frames use 2" long mounting screws.

Aluminum

Aluminum

Aluminum

**\*\*EXAMPLE: PRE-FINISHED STEEL DOOR FRAMES LIKE TIMELY AND REDI-FRAME WITH SNAP-ON TRIMS**

**Compatible Door Frames**

Formed Sheet Metal\*\*

Aluminum

Wood

Hollow Metal Frame

Wood

Hollow Metal Frame

Wood